


UNI-DS3

Universal Development system for PIC, PSOC, AVR, 8051, ARM and dsPIC MCU. System supports **PIC, AVR, 8051, ARM, PSoC** and **dsPIC** microcontrollers with a large number of peripherals. It is enough to switch a card and continue working in the same development environment but with a different chip.

UNI-DS 3 has many features that makes your development easy. You can choose between **USB** or **External Power supply**. UNI-DS 3 also supports **Character LCD** as well as **Graphic LCD**.



WHAT'S ON BOARD



RS-232 communication for connection with a PC or any other device with a DB9 connector.



All pins are taken out on **IDC10 connectors** to make them available for further connections.



On board **USB 2.0** programmer.



Buttons can be connected to **VCC or GND** via jumpers.



Pull up or Pull down port defining.




LCD display plugs in via a connector on PC board.



72 LED's are provided.




It is on programmer to chose VCC (5V) or 4.096 V as a reference for AD or DA Converter.




72 buttons are provided.




Real Time Clock PFC8583 with battery supply.



DAC - Digital - Analog Converter available for testing DA conversion



Each element on the board can be **disconnected via jumpers**.



GLCD - Graphic display 128x64.



Serial 12-bit voltage **AD converter** for applications in measure - regulating devices.




Power Supply select - **USB or external.**




ENC28J60 - Stand-Alone Ethernet Controller with SPI Interface




RS-485 communication for connecting multiple devices into a network.




CAN module is available for communication with other microcontrollers.



Microchip's ENC28J60 is a 28-pin, 10BASE-T stand alone Ethernet Controller with on board MAC & PHY, 8 Kbytes of Buffer RAM and an SPI serial interface. With a small foot print package size the ENC28J60 minimizes complexity, board space and cost.



The standard LCD is probably the most widely used data visualization component. Normally, it can display two lines of 16 alphanumeric characters, each made up of 5x7 pixels.



The Graphic LCD (GLCD) allows advanced visual messages to be displayed. The most commonly used graphic LCD has a screen resolution of 128x64 pixels.



PIC 40-pin Card for UNI-DS3
 For Microchip PIC MCU's. USB 2.0 programmer on-board.
 Comes with P16F877A.



PIC 80-pin Card for UNI-DS3
 For Microchip PIC MCU's. USB 2.0 programmer on-board.
 Comes with P18F8520.



AVR
 64-pin Card for UNI-DS3
 For Atmel AVR MCU's. USB 2.0 programmer on-board.
 Comes with ATMEGA128.




PSoC Card for UNI-DS3
For CYPros PSoC MCU's.



8051 Card for UNI-DS3
For Atmel 8051 MCU's. USB 2.0 programmer on-board.
Comes with AT89S8253.



ARM Card for UNI-DS3
For new ARM MCU's. USB 2.0 programmer on-board.
Comes with LPC2148.



dsPIC Card for UNI-DS3

For Microchip dsPIC MCU's. USB 2.0 programmer with mikroICD support on-board.
Comes with dsPIC30F6014A.

UNI-DS3 development system is a full-featured development board for the PIC, AVR, 8051, ARM, PSoC and dsPIC microcontrollers. It was designed to allow students or engineers to easily exercise and explore the capabilities of the various microcontrollers. It allows the microcontrollers to be interfaced with external circuits to a broad range of the peripheral devices, allowing the user to concentrate just on the software. Figure on the right illustrates the first contact with the development system. On a silkscreen there are marks beside every component. These marks describe connection to microcontroller, operation modes, and some other useful notes. As a result, need for additional schematics is minimized, because all information are already on the board.